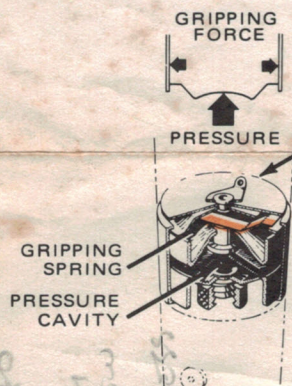


# How Cold Propellant Rockets Work:



**PARACHUTE**  
Ultra - light mylar canopy packs small, opens easily. Shroud lines, tape discs for attachment are included.

**SEPARATOR**  
Pressure from propellant in loaded engine causes separator to grip inside of adapter tube, hold it in place during upward flight.

**PAPER TIMER DISCS**  
Two or three discs delay escape of pressure from separator, permit rocket to reach top of flight before separator releases parachute tube.


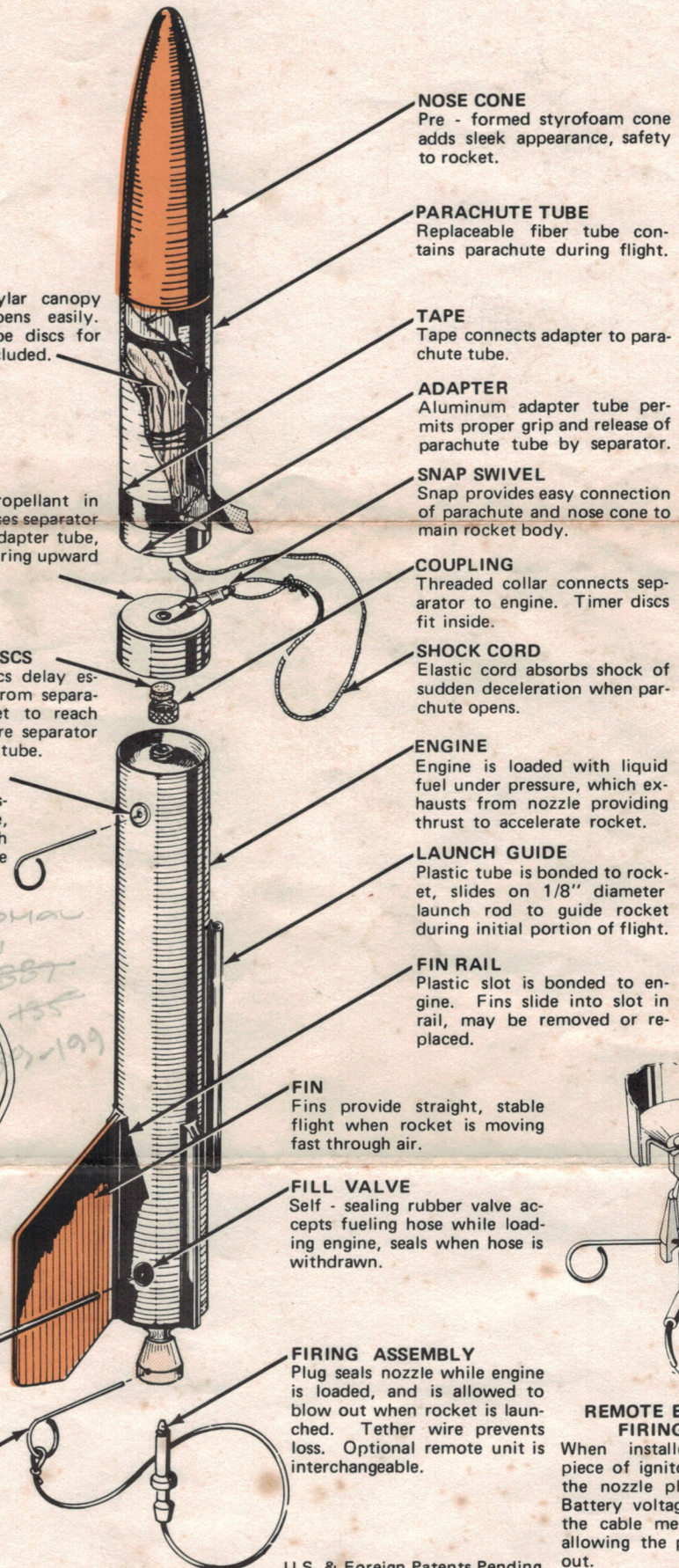
**SAFETY VENT VALVE**  
Spring loaded valve permits escape of excessive pressure, may be manually opened with pin to vent air from engine during loading.

**LOADING VALVE**  
Valve allows propellant to flow from can to engine when hose is withdrawn.

**RP-100 PROPELLANT**  
Non-flammable aerosol liquid under vapor pressure (about 70 pounds) vaporizes almost instantly while flowing from nozzle, provides thrust.

**LAUNCHER (Not shown)**  
Vertical 36" long rod guides rocket until it is moving fast enough for fins to provide straight, stable flight. Launch from the middle of a large, clear field.

**SAFETY PIN**  
Pin holds nozzle plug in place when engine is loaded. Withdraw pin to launch rocket manually.



**REMOTE ELECTRIC FIRING UNIT**  
When installed, a short piece of ignitor wire holds the nozzle plug in place. Battery voltage applied to the cable melts the wire, allowing the plug to blow out.

U.S. & Foreign Patents Pending



**ESTES INDUSTRIES**  
PENROSE, COLO. 81240



A SUBSIDIARY OF DAMON

ESTES INDUSTRIES  
PENROSE, COLO. 81240

# 1109 COLD PROPELLANT ROCKET LAUNCH STAND

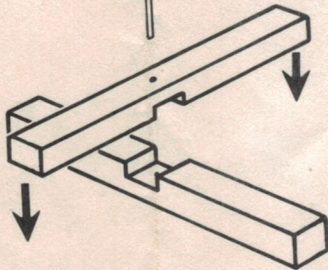
## PARTS LIST

- 1 - 3 PIECE ROD  
#RLR 36/3
- 2 - LAUNCH STAND  
HALVES #7033

SLIDE SECTIONS TOGETHER

SLIDE SECTIONS TOGETHER

OVERLAP TWO HALVES AND  
INSERT ROD IN HOLE



2686-72